





Year 7 Art Knowledge Organiser


Drawing and shading techniques

Stippling 




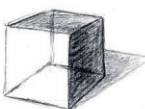
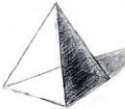


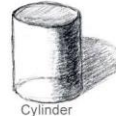
Scumbling 

Shading 

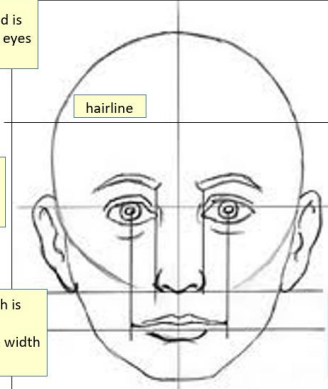
Smudging 

Crosshatching 

Shapes and forms

Shapes	Forms	
 Circle	 Sphere	
 Square	 Cube	 Pyramid
 Triangle	 Cone	 Cylinder

Proportions of the face



The width of the head is between four and five eyes wide

The eyes are separated by a distance of one eye width

hairline

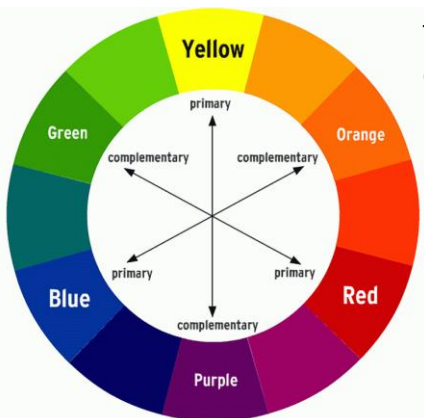
The eyes are at the mid-height of the head

The width of the base of the nose is equal to the width of the eye

The width of the mouth is equal to the distance between pupils, or the width of two eyes

The bottom of the nose to the corner of the eye is equal to the height of the ear

The head also can be divided into thirds - from the top of the head to the bottom of the forehead, from the bottom of the forehead to the bottom of the nose, and then from there to the bottom of the chin



The **Primary colours** are **RED, YELLOW** and **BLUE**. They cannot be made by mixing other colours


Mix two primary colours together to create the **secondary colours**.

RED + BLUE = PURPLE


YELLOW + BLUE = GREEN

RED + YELLOW = ORANGE

COOL




WARM




The Formal Elements


Line



Form



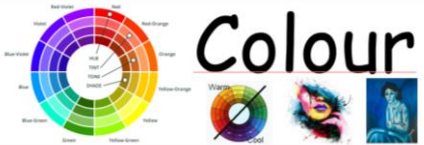
Texture



Tone



Colour



Shape

2D Shapes



Pattern



Space

